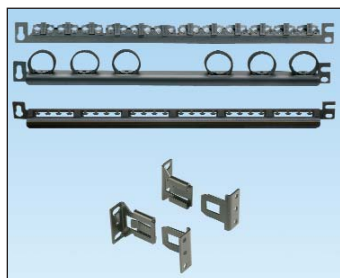


# Strain Relief Bars

## specifications

Strain relief bars shall consist of a metal bar that mounts to the rear of a standard EIA 19" rack to support a minimum of 24 cables exiting from the back of a patch panel. Cables shall be secured with integrated adjustable clips, hook and loop strips or cable ties. Optional quick release brackets shall provide an easy way to remove the strain relief bar without the use of tools.



## technical information

<b>Mounting options:</b>	All strain relief bars mount to standard EA 19" racks, or a standard 23" rack using an optional extender bracket
<b>Packaging:</b>	#12-24 and M6 screws included SRBS19BL-XY includes 10 bars per package SRBCT includes cable ties

## key features and benefits

<b>Optional quick release brackets</b> <small>PATENTED</small>	Enables strain relief bars to be removed and re-installed without the use of tools
<b>Deep strain relief bars</b>	Offer additional cable support and management, ideal for heavier cables; extend 5"-7"
<b>Quick removal</b>	Select bars can be easily removed for easier access to connections
<b>SRBWCY Integrated adjustable clips:</b> <small>PATENTED</small>	12 clips provide enhanced cable management; organize cables individually for optimum finished appearance; accommodates multiple sizes and shapes of copper, fiber and coaxial cables for a wide variety of applications (cable diameter: 0.17"-0.33", 4.3mm-8.4mm); includes easy-release mounting feature
<b>SRBM19BLY Built-in cascade:</b>	Provides a smooth contoured surface for cable routing and provides bend radius control to help maintain network integrity; includes easy-release mounting feature
<b>Raised tie mounts:</b>	Allows cables to be secured together with six enclosed ties

## applications

Strain relief bars are used to support and manage cables in telecommunication rooms. Panduit offers a full line of strain relief bars to fit a variety of applications, offering end users the flexibility, convenience, and ability to support up to 72 cables.

Strain relief bars can be used with standard 19" rack mountable patch panels and can also be mounted to 23" racks using optional extender

brackets. Each bar occupies 1/3 to 2/3 of a rack space. Multi-depth bars are designed for installations that require additional features to support, organize, and secure heavier cables.

Optional quick release brackets mount to a rack or behind a patch panel allowing the strain relief bar to be removed quickly.

### Strain Relief Bars with Cable Management and Easy Release Features

<b>With clips:</b>	SRBWCY
<b>With integrated tie mounts:</b>	SRBM19BLY
<b>With cable tie mounts:</b>	SRBCT

### Strain Relief Bars

<b>Straight:</b>	SRBS19BL-XY
<b>2" offset:</b>	SRB19BLY
<b>5" offset (inward mounting*):</b>	SRB19D5BL
<b>7" offset (inward mounting*):</b>	SRB19D7BL
<b>7" offset multi-depth:</b>	SRB19MDBL

### Quick Release Brackets and Bracket Kits

<b>Set of two:</b>	SRBBRKT
<b>Brackets kitted with SRBCT:</b>	SRBBRCT-KIT
<b>Brackets kitted with SRBWCY:</b>	SRBBRWC-KIT
<b>Brackets kitted with SRBM19BLY:</b>	SRBBRM-KIT

### Patch Panels

Strain relief bars are compatible with all patch panels. See [www.panduit.com](http://www.panduit.com) for the complete selection.

### Tak-Ty® Hook & Loop Strips

<b>1.5" (38mm) max. bundle diameter:</b>	HLS1.5S-X0
--	------------

### Ultra-Cinch™ Hook & Loop Ties

<b>3" (76mm) max. bundle diameter:</b>	UCT3S-X0
--	----------

### Optional Extender Brackets

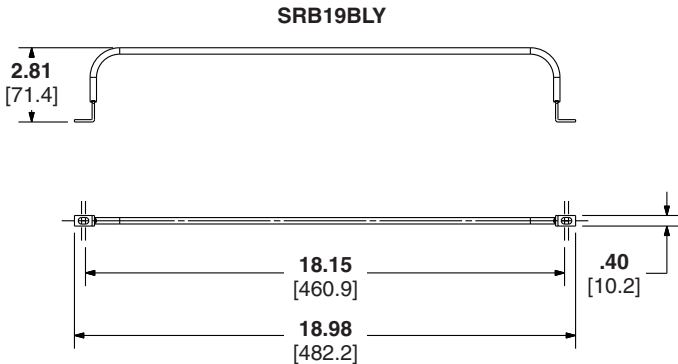

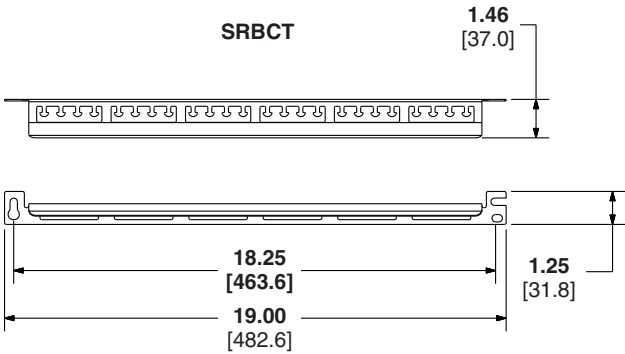
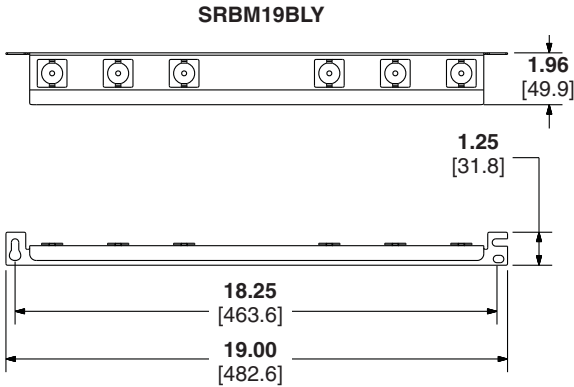
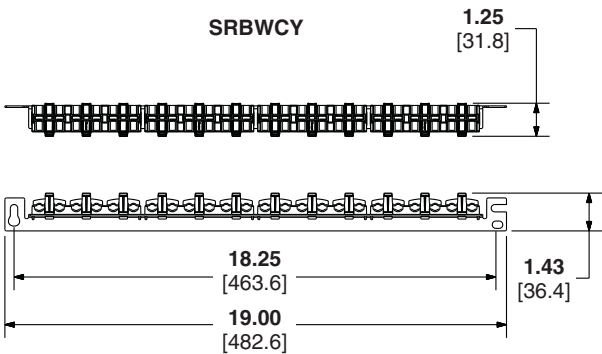
<b>1 RU:</b>	PEB1
<b>2 RU:</b>	PEB2

\*Bars with inward mounting feature require 19.75" clearance between rails or cabinet walls.

# Strain Relief Bars

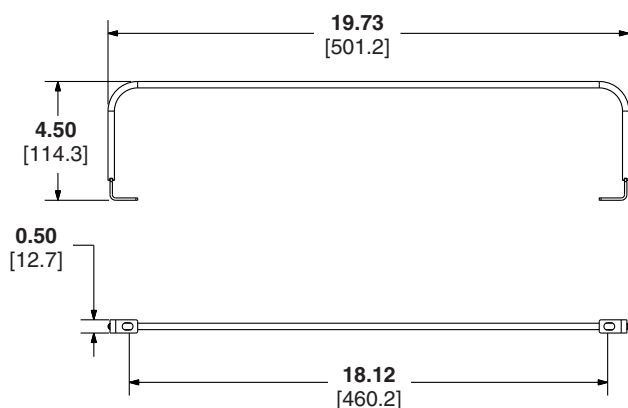
## features and benefits at a glance

Part Number	Density	Number of Cables	Feature	Quick Removal Feature
SRBWCY	Standard	24	Adjustable clips	Yes
SRBCT	Standard	24	Cable ties	Yes
SRBM19BLY	High Density	up to 72	Hook and Loop tie mounts	Yes
SRB19D7BL			7" deep	N/A
SRB19MDBL	High Density	up to 72	7" multi-depth	
SRB19BLY	Standard	24	2" offset	
SRB19D5BL			5" deep	
SRBS19BL-XY			Straight	

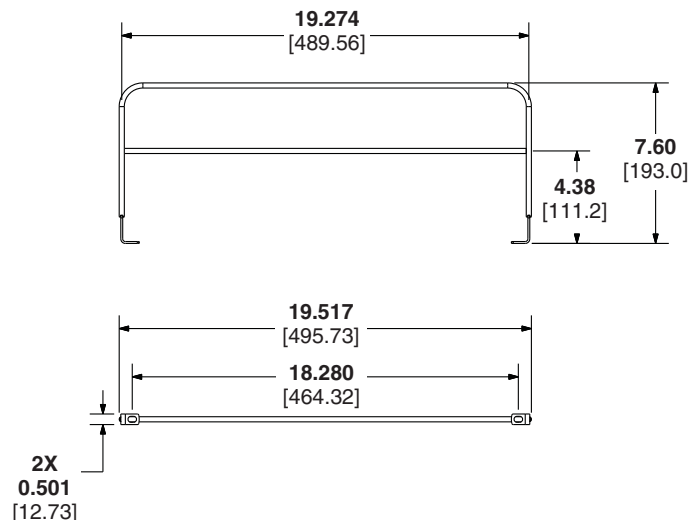


# Strain Relief Bars

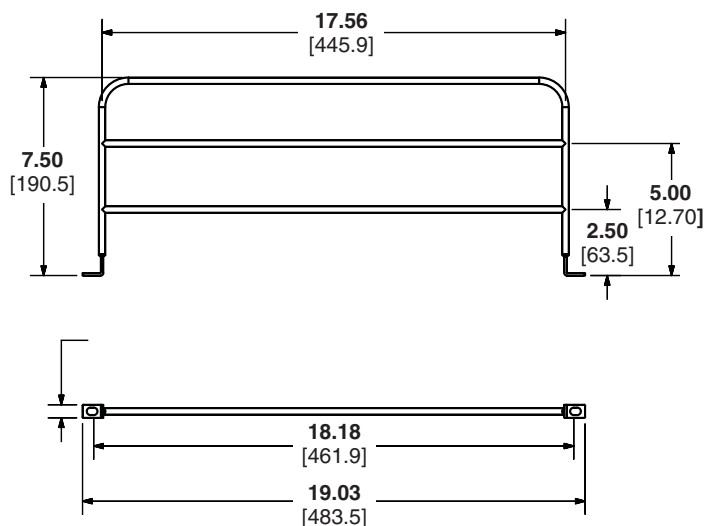
**SRB19D5BL**



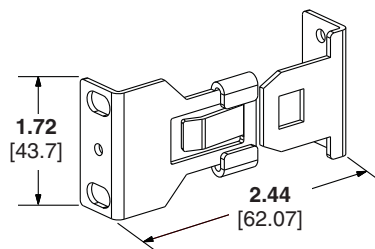
**SRB19D7BL**



**SRB19MDBL**



**SRBBRKT**



Dimensions are in inches. [Dimensions in brackets are metric].

## WORLDWIDE SUBSIDIARIES AND SALES OFFICES

PANDUIT CANADA  
Markham, Ontario  
cs-cdn@panduit.com  
Phone: 800.777.3300

PANDUIT EUROPE LTD.  
London, UK  
cs-emea@panduit.com  
Phone: 44.20.8601.7200

PANDUIT SINGAPORE PTE. LTD.  
Republic of Singapore  
cs-ap@panduit.com  
Phone: 65.6305.7575

PANDUIT JAPAN  
Tokyo, Japan  
cs-japan@panduit.com  
Phone: 81.3.6863.6000

PANDUIT LATIN AMERICA  
Guadalajara, Mexico  
cs-la@panduit.com  
Phone: 52.33.3777.6000

PANDUIT AUSTRALIA PTY. LTD.  
Victoria, Australia  
cs-aus@panduit.com  
Phone: 61.3.9794.9020

For a copy of Panduit product warranties, log on to [www.panduit.com/warranty](http://www.panduit.com/warranty)

For more information

Visit us at [www.panduit.com](http://www.panduit.com)

Contact Customer Service by email: [cs@panduit.com](mailto:cs@panduit.com)  
or by phone: 800.777.3300 and reference NCSP44--WW-ENG

**PANDUIT®**

©2012 Panduit Corp.  
ALL RIGHTS RESERVED.  
NCSP44--WW-ENG  
6/2012